

OrganoWood Nowa

DECKING, CONSTRUCTION- AND CLADDING TIMBER

OrganoWood
Nowa can
be painted!



OrganoWood® Nowa

Timber with a biocide-free formulation.
A natural and sustainable choice!

OrganoWood® Nowa decking timber has a natural colouring and a smooth, even surface that greys naturally over time outdoors.

The timber is pressure treated with OrganoWood's new patented formulation to give it outstanding resistance to rot. The biocide-free formulation used in the energy-efficient process is gentle on the wood and makes it inhospitable to wood decay fungi.

The water-based mix of minerals is forced into the wood under pressure. When the water evaporates, the molecules form strong bonds with the wood fibres. This ensures a long life for the properties of the wood in damp conditions.

The raw material for OrganoWood® Nowa decking timber is made from high-quality pine sourced from the best pine forest regions. OrganoWood® Nowa is the result of the company's innovation efforts that were launched in 2015 and has been tested since 2017.

OrganoWood® Nowa can be painted. Leave the timber to breathe and settle for approximately 12 weeks after installation. The wood should be dry and clean. Follow the paint manufacturer's instructions.

The patented formulation and eco-friendly manufacturing process offer a sustainable alternative to traditional decking timber, with the focus on delivering environmental benefits! OrganoWood® Nowa not only offers an alternative that is better for the environment, it also blends in well with the natural surroundings. Perfect for creating attractive and harmonious outdoor spaces that will age with dignity, without having any negative impact on the environment!



Jens Hamlin, CEO of OrganoWood

"A society free of biocides and heavy metals has been our vision since 2010 when OrganoWood was founded. Our mission is to contribute to a sustainable environment and a better world in which to live. We are committed to continually finding new solutions and improving our products. It feels good to say: The more OrganoWood is used, the more society benefits."



RANGE OF PRODUCTS

ORGANOWOOD NOWA DECKING TIMBER

OrganoWood® Nowa is suitable for outdoor, above-ground use, such as decks, jetties, fences, bridges, roof terraces, walkways, garden furniture, acoustic fence panelling, pergolas, playgrounds, etc.

We are also able to offer special dimensions to order. Contact one of our sales representatives for more information.

Decking Dimension (mm)
22 x 95
28 x 120
28 x 145
34 x 145
45 x 145
45 x 170



ORGANOWOOD NOWA CONSTRUCTION TIMBER

OrganoWood® Nowa construction timber is used for indoor and outdoor structures above ground. Nowa construction timber are ideally used during the construction of timber decking together with OrganoWood® Nowa decking timber.

STUDS Dimension (mm)
45 x 45
45 x 70
45 x 95
45 x 120, C24
45 x 145, C24
45 x 170, C24
45 x 195, C24
45 x 220, C24

BATTEN Dimension (mm)
28 x 45








POSTS Dimension (mm)
70 x 70
95 x 95

HANDRAILS Dimension (mm)
34 x 145



ORGANOWOOD CLADDING TIMBER

OrganoWood® Nowa cladding timber is available in several profiles, for more information visit www.organowood.com.

H x B	Nr.	22 x 120 mm	Nr.	22 x 145 mm		
	101		102			
H x B	Nr.	22 x 120 mm	Nr.	22 x 145 mm		
	201		202			
H x B	Nr.	22 x 145 mm 25°				
	301					
H x B	Nr.	22 x 120 mm 54°				
	401					
H x B	Nr.	22 x 45 mm				
	501					



INSTALLATION NOWA DECKING- AND CONSTRUCTION TIMBER

Carefully read through the installation instructions before installing. Detailed installation instructions are available at www.organowood.com. All building work should be carried out professionally. See the recommendations for installing decking on the Swedish Wood website.

OrganoWood® Nowa is suitable for outdoor, above-ground use, such as decks, jetties, fences, bridges, roof terraces, walkways, garden furniture, acoustic fence panelling, pergolas, playgrounds, etc.

OrganoWood® is particularly suited for modification of pine and spruce. Pine is traditionally used for decking and structures and spruce for panels. The structure of the knots that naturally occur in these woods usually differs from one to another. The humidity and temperature of the air cause wood to expand and contract and, as a result, cracks may occur and knots may fall out during dry periods. Cracks usually close up when the humidity increases.

Pine is a soft wood that offers numerous advantages as it is easy to work with and has a low density.

PREPARATORY WORK

Storage

The wood should be stored in a dry place. If stored outside, the wood should be covered to protect it from the elements and insulated from the ground to protect it from dampness.

Centre to centre distance

For joists exposed to normal load conditions, the studs must be spaced at no more than 600 mm on centre for 28 mm thick decking, and 800 mm on centre for 34 mm thick decking. A patio must also slope away from a house. It should have a slope of about 1 cm per metre so that water can drain off.

Ground area

It is essential to have proper drainage material for the ground beneath the decking and, if it is adjacent to a house, the ground must slope away from the house. If there is a potential problem with rising damp from the ground, this must be taken into consideration when designing the structure. The decking must be at least 150 mm above the ground.

Ventilation

When designing and building decking, allow for good air circulation to prevent the boards from cupping. When constructing a balcony or roof terrace, make sure that the wood will always be able to dry out properly and there is no risk of any debris and dirt accumulating beneath the decking.

Greying process

Timber greys naturally outdoors, but the greying process can differ during the seasons depending on the weather conditions and exposure to sunlight and moisture. In some cases, the timber may look speckled or have dark spots/patches to begin with. This evens out relatively quickly. The greying process takes longer or does not occur at all if the timber is fully protected from sunlight, for example, under a balcony.

Upon delivery, there may be color changes on the wood, see the website for examples.

TREATMENT

Cut ends

If it is necessary to saw, cut or make holes in the timber, you should treat the cut sections with OrganoWood 02 Surface Protection or other wood protection oil in authorization class 3.

Painting

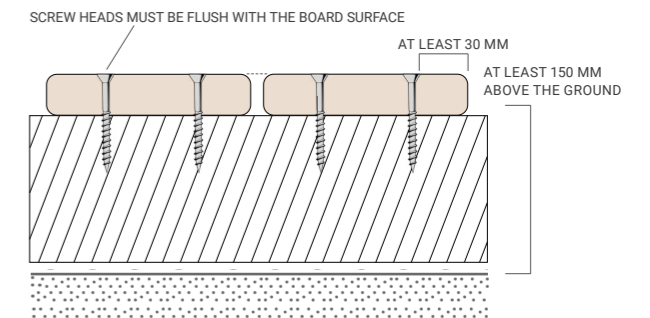
OrganoWood® Nowa can be painted - always try on a test piece first. Use paint intended for outdoor use, follow the paint manufacturer's instructions. Leave the timber to breathe and settle for approximately 12 weeks after installation. The wood should be dry and clean.

If the wood has been treated with the OrganoWood® wood protection system, it cannot be painted!

ATTACHMENT

Pre-drilling

Nowa does not normally need pre-drilling. However, if the screws are going to be placed less than 30 mm from the ends of the boards, you should pre-drill the holes to reduce the risk of splitting the wood. We recommend that screws should not be placed less than 30 mm from any edge.

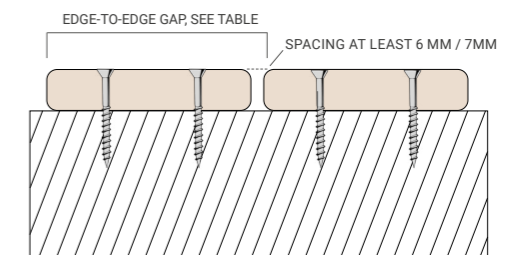


Screws

Use A4 stainless steel screws, or C4 treated decking screws. The screws must be at a perfect right angle to the decking boards so that the screw heads sit flush with the board surface. Do not countersink the screws.

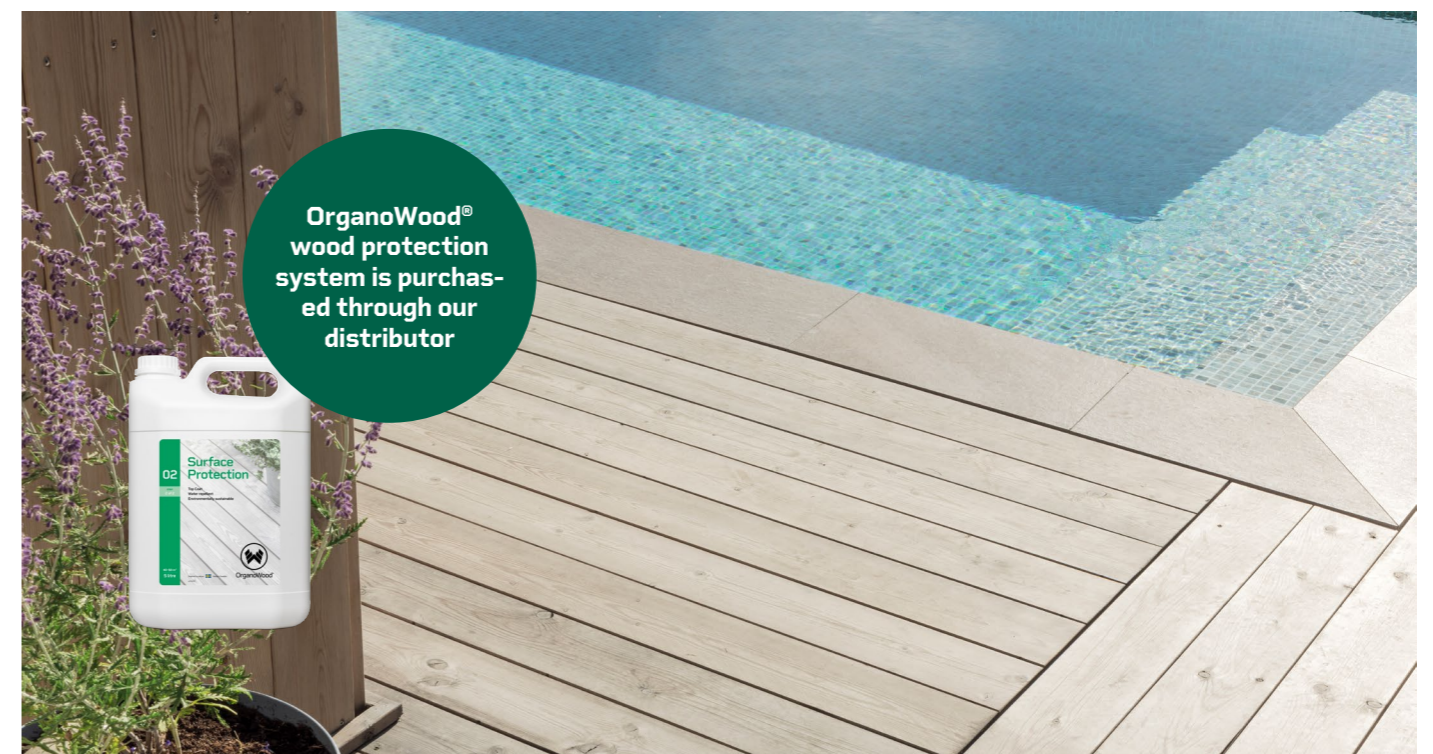
Spacing

Wood is a living material that shrinks and swells, depending on the ambient humidity and temperature. It is therefore very important to check the width of the boards before installing the decking to ensure there is adequate spacing between the boards.



Nowa is supplied with a varying moisture ratio and you should therefore always leave at least 6 mm spacing between 120 mm boards and 7 mm spacing between 145 mm board. The table shows the exact spacing according to size. Always measure the width of the board before installation!

WIDTH (MM)	EDGE-TO-EDGE GAP (MM)
120	126
145	152



INSTALLATION NOWA CLADDING

Carefully read through the installation instructions before installing. Detailed installation instructions are available at www.organowood.com. We recommend that you install OrganoWood® cladding according to AMA-House and the wooden guide for cladding produced by Svenskt Trä.

The facade cladding of the outer wall is an important part of the building's climate protection and is used to protect the wall from moisture, rain, snow and water that splashes up from the ground. OrganoWood® Nowa cladding timber has a documented rot protection.

Just like for painted panels, you should keep a good distance to the ground and avoid building moisture traps where the wood is not allowed to dry out.

OrganoWood® Nowa cladding timber is available in several profiles for both vertical and horizontal assembly. Plan your wall based on what is recommended for above ground construction.

OrganoWood® is particularly suited for modification of pine and spruce. Pine is traditionally used for decking and structures and spruce for panels. The structure of the knots that naturally occur in these woods usually differs from one to another. The humidity and temperature of the air cause wood to expand and contract and, as a result, cracks may occur and knots may fall out during dry periods. Cracks usually close up when the humidity increases.

For OrganoWood® Nowa cladding timber, split center replacements from spruce are used, which are sawn from dried raw material. The boards are planed to the finished size, profile and receive the finely sawn surface before it is impregnated.

PREPARATORY WORK

Storage

The wood should be stored in a dry place. If stored outside, the wood should be covered to protect it from the elements and insulated from the ground to protect it from dampness.

Thin dimensions are at risk of moving with moisture changes if not bundled and strewn correctly.

Ventilation

We recommend that the cladding has an air gap between the wall and the cladding and maintains a distance to the ground of at least 300 mm.

Cut ends

If it is necessary to saw, cut or make holes in the timber, you should treat the cut sections with OrganoWood 02 Surface Protection or other wood protection oil in authorization class 3.

ATTACHMENT

Pre-drilling

Nowa does not normally need pre-drilling. However, if the screws are going to be placed less than 30 mm from the ends of the boards, you should pre-drill the holes to reduce the risk of splitting the wood. We recommend that screws should not be placed less than 30 mm from any edge.

Screws / nail

Use A4 stainless steel screws, C4 treated decking screws or stainless nails.

Painting

OrganoWood® Nowa can be painted - always try on a test piece first. Use paint intended for outdoor use, follow the paint manufacturer's instructions. Leave the timber to breathe and settle for approximately 12 weeks after installation. The wood should be dry and clean.

If the wood has been treated with the OrganoWood® wood protection system, it cannot be painted!

Don't forget to treat saw cut with 02 Surface protection



Villa Koppar, Finland
Designer: Collaboratorio

FACTS ABOUT WOOD

Environmental performance

OrganoWood® Nowa is formulated without the use of any harmful substances to withstand harsh environments. All substances are classed as non-hazardous to the environment under the definition of the CLP Regulation and can be returned to the natural cycle. It is therefore possible for timber from OrganoWood® to be recycled as untreated timber, unlike traditional pressure-treated products that may be environmentally hazardous waste.

Swedish OrganoWood® is one of the few producers of environmentally-certified pressure treatment preservative for cladding, decking and construction timber.

Obviously, for OrganoWood® Nowa to be seen as a truly sustainable option, it is also essential that the raw material is sourced from responsibly managed forests. All timber from OrganoWood® has been certified as meeting FSC or PEFC standards.

Protection against rot & naturally sustainable

OrganoWood® Nowa decking timber has undergone extensive testing at an accredited third-party facility. The timber has been tested for resistance to rot in accordance with the European standards EN 113-2 and EN 84 and, based on the results of these tests, has been given durability class 1, as defined in EN 350. OrganoWood® Nowa carries a 10-year warranty against rot (see the warranty certificate).

Our group of companies has been specially selected for the UN's "Unreasonable Goals" programme – for our innovative and sophisticated technologies that can measurably contribute to achieving the UN's Sustainable Development Goals by 2030.

Environmental databases

OrganoWood® Nowa timber is listed in the Nordic Swan's house product portal and can be used in Nordic Swan Ecolabelled projects. OrganoWood® Nowa is registered in the BASTA-register, is assessed by SundaHus and recommended by Byggarubedömningen

In the two main environmental tools for commercial buildings, BREEAM and LEED, great consideration is given to which materials are used in a building. OrganoWood scores highly in these two systems.

All documents relating to the above can be found at www.organowood.com.

What do the abbreviations mean?

CLP (Classification, Labelling and Packaging)

All chemical products placed on the market must be classified and clearly labelled with health and environmental hazard data. CLP is an EU regulation for the classification, labelling and packaging of chemical substances and mixtures. It is Regulation (EC) No 1272/2008.

Forest Stewardship Council (FSC)

The Forest Stewardship Council operates a global forest certification system, ensuring that products come from forests that are managed sustainably to strict environmental, social and economic standards. FSC-certified companies work in accordance with a specific set of rules for forest management and traceability, to enable consumers to choose products that take both social and environmental issues into account.

Programme for the Endorsement of Forest Certification (PEFC)

PEFC is the world's largest forest certification system whose purpose is to ensure ecologically, socially and economically sustainable management and use of forests around the world. PEFC's requirements for certification are similar to FSC's but are adapted more to small-scale forest owners.

Swedish Standard (SS)

Swedish standards are created by the Swedish Institute for Standards (SIS) in partnership with various organisations, companies and authorities. Ensuring that products and services maintain a high level of quality, promoting Swedish competitiveness and encouraging smart, sustainable social development.



01.01.2024



ORGANOWOOD AB

ADDRESS

Linjalvägen 9-11,
18766 Täby, Sverige

PHONE

+46 (0)8-674 00 80

ONLINE

info@organowood.com
www.organowood.com